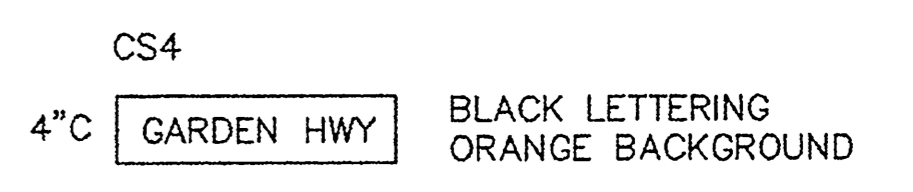
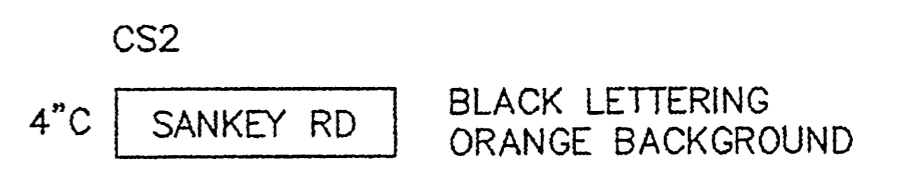
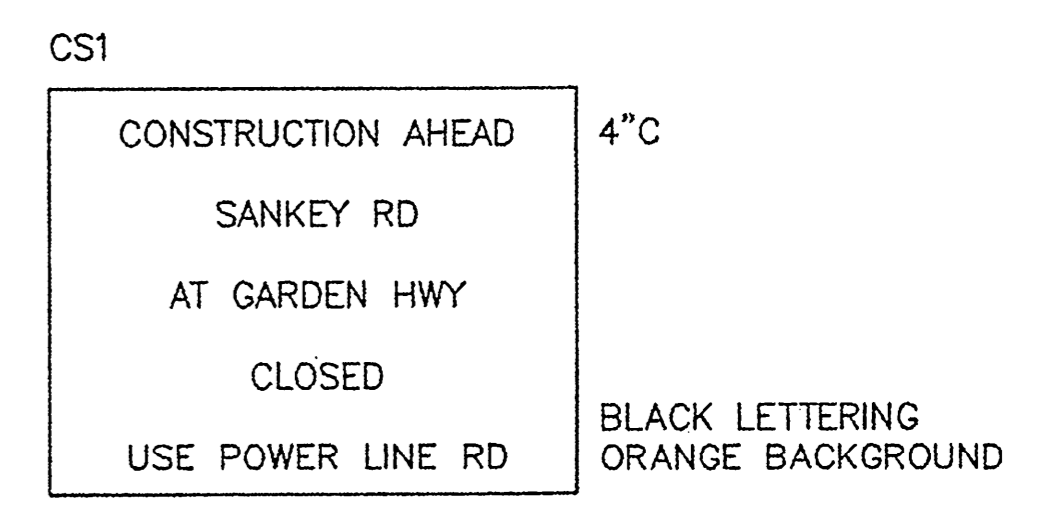


- LEGEND:**
- CONSTRUCTION WORK ZONE
  - NEW TEMPORARY CONSTRUCTION ROADSIDE SIGN LOCATION - ONE POST  
ALL SIGNS CODE PER CALIFORNIA MUTCD
  - FLAG PERSON
  - PORTABLE CHANGEABLE MESSAGE SIGN (PCMS)



**CONSTRUCTION NOTES:**

- ① CONTRACTOR SHALL PROVIDE ACCESS FOR MOTORISTS AND PEDESTRIANS ON GARDEN HIGHWAY AT ALL TIMES DURING CONSTRUCTION.

**NOTE:**  
 GARDEN HIGHWAY/SANKEY ROAD AND GARDEN HIGHWAY/RIEGO ROAD INTERSECTIONS SHALL NOT BE CLOSED AT THE SAME TIME.

**TRAFFIC DETOUR PLAN FOR ROAD CLOSURE AT SANKEY ROAD/GARDEN HIGHWAY INTERSECTION**

RECEIVED

MAY 07 2009

Woodland District  
 Telebert Construction

FOR CONSTRUCTION

REV.	DATE	BY	CHK.	APPR.	DESCRIPTION	REV.	DATE	BY	CHK.	APPR.	DESCRIPTION
0	4/16/09	MC	RL	JK	CONFORMED SET						


DESIGNED BY:  
M. CARREON

DRAWN BY:  
H. LUU/E. TARAYA

IN CHARGE:  
J. KLEMUNES

PROJECT/QC MANAGERS:  
C. KRIVANEC/J. MACK

DATE:  
02/09/09



**HDR** HDR Engineering Inc.  
 2365 Iron Point Rd. Suite 300  
 Folsom, CA 95630

SUBMITTED \_\_\_\_\_ APPROVED \_\_\_\_\_

**SAFCA**

VOL 5A: SREL PHASE 1 IMPROVEMENT PLANS

TRAFFIC DETOUR PLAN

VERIFY SCALES  
 BAR IS ONE INCH ON  
 ORIGINAL DRAWING,  
 ADJUST SCALES FOR  
 REDUCED PLOTS  
 0" = 1"

DRAWING NO. SHEET  
 T-001 47